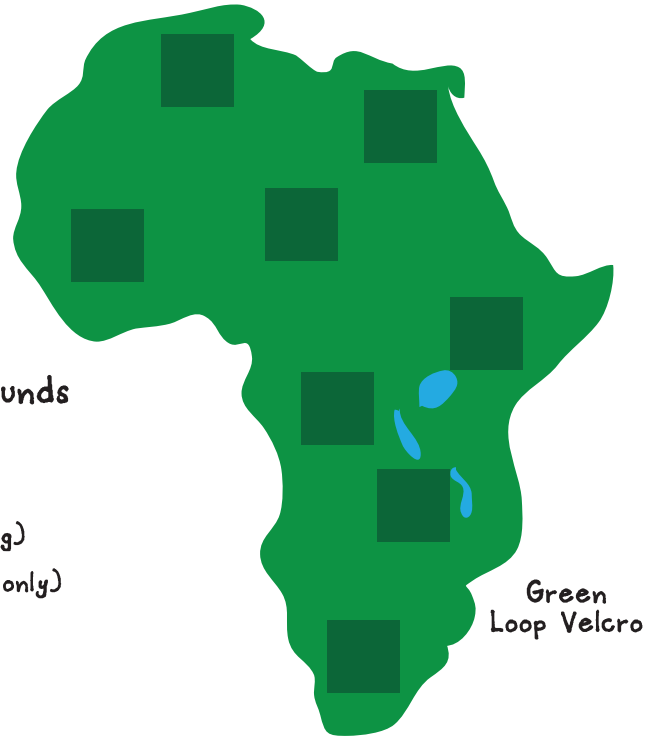


Imagine Our Life

Montessori Continents of the World

Africa



Also:

Assorted felt scraps for animal backgrounds
(greens, tans, browns)

Snag-free Velcro

Felt glue (to tack down small felt pieces for sewing)

Colored Velcro/hook & loop (green, loop side only)

African continent pattern

Africa label (printed on printer fabric)

Optional:

Safari Ltd replicas

(Wild TOOB, Around the World TOOB, World Landmarks TOOB)


3-Part Animals of Africa Cards



Pyramids of Giza
& the Sphinx




Sphinx Torso
1 in pastry (tan)



Sphinx
1 in doe (brown)



Sphinx Face
1 in pastry (tan)



Pyramid Sides
1 each in pastry (tan)




Sphinx Features
1 each in doe (brown)




Pyramid/Giza Back
1 in doe (brown)



Pyramids
1 in pastry (tan)




Elephant



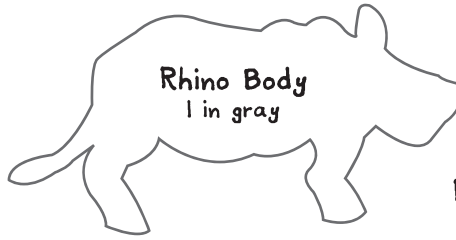
Elephant Ear
1 in gray



Elephant Tusk
1 in fresh linen (off white)




Rhinoceros



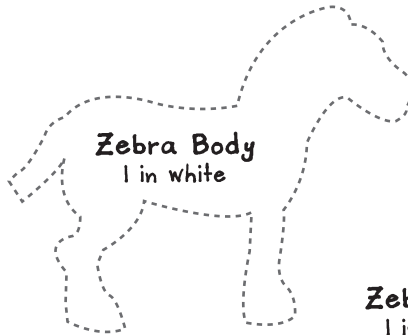
Rhino Horns
1 in each fresh linen (off white)



Rhino Back Legs
1 in gray



Zebra



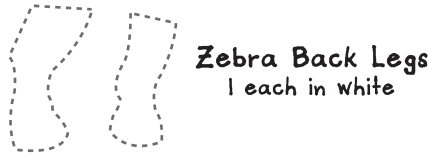
Zebra Hooves
1 each in black




Zebra Ear
1 in white



Zebra Tail & Muzzle
1 each in black



Zebra Back Legs
1 each in white




OR



Note: After sewing my camel to match our figurine, I learned that Asian camels have two humps and African have one! You decide which to do!


Camel Ear
1 in doe (brown)



Lion Ear & Back Legs
1 each in pastry (tan)



Lion Mane & Tail
1 each in doe (brown)



Lion Body
1 in pastry (tan)



Giraffe Spots
1 each in doe (brown)
Or cut your own!



Giraffe Tail & Hooves
1 each in chocolate (deep brown)



Giraffe Body
1 in pastry (tan)



Giraffe Ear
1 in pastry (tan)



Giraffe Mane
1 each in chocolate (deep brown)